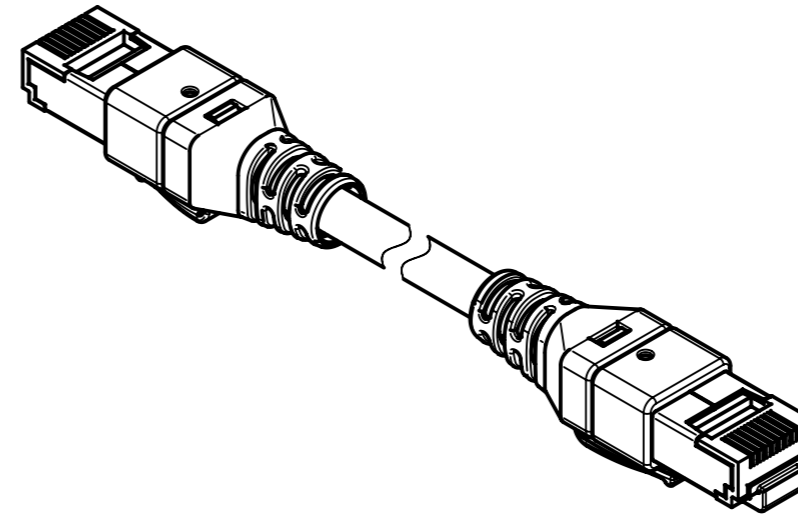
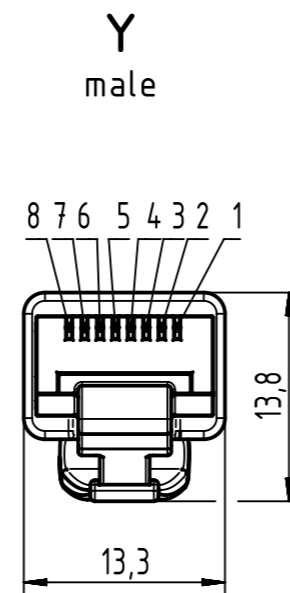
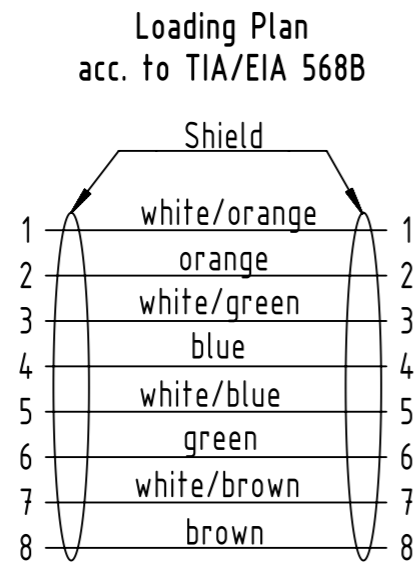
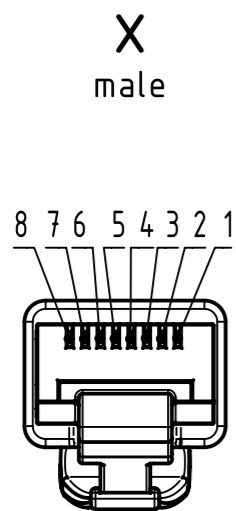
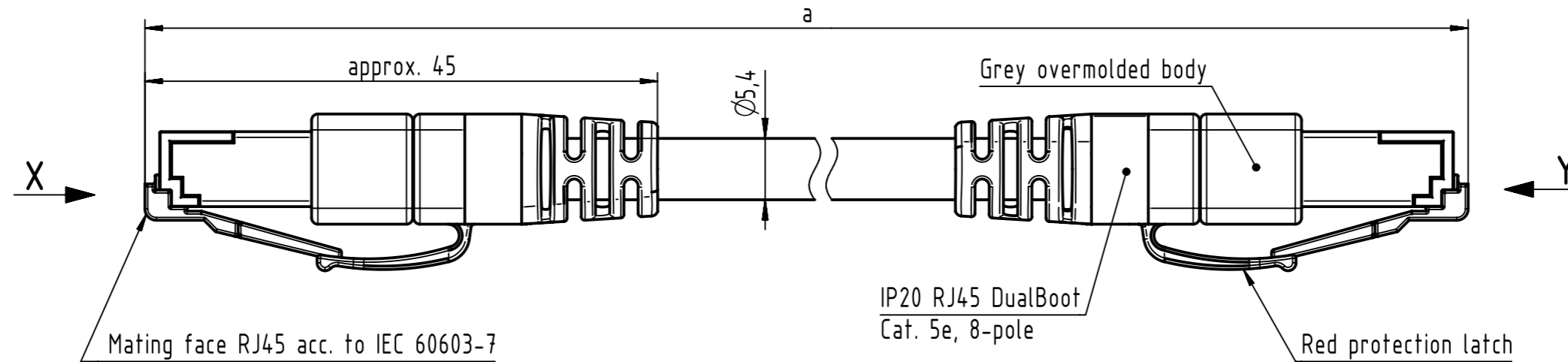


Connector Location A

Connector Location B



length in "1m" step	100	XXX=000
	99	XXX=990
	.	.
	12	XXX=120
length in "0.1m" step	11	XXX=110
	10	XXX=100
	9.9	XXX=099
	9.8	XXX=098
	.	.
	0.5	XXX=005
	0.4	XXX=004
	0.3	XXX=003
0.2	XXX=002	
Step	a [m]	XXX

6.0 to 100	±1%
0.6 to 5.9	+0.04
0.2 to 0.5	+0.02
a [m]	Tolerance

Temperature range:
 - Fixed installation: -20°C ... +60°C
 - Dynamic installation: 0°C ... +50°C

Cat.5e FRNC Ethernet Cable, AWG26/7, F/UTP, red	09488686570XXX
Type of cable	Part no.

NOTE:
 * For lengths < 1.0m:
 - relative positioning of the connectors to each other will be as presented in the drawing, however with an admissible angular deviation around cable axis of ± 30°
 * For lengths ≥ 1.0m:
 -relative positioning of the connectors to each other not obligatory
 * Ethernet transmission possible for lengths up to 45m

All Dimensions in mm		Tech. Character.		Free size tol.		According to production drawing	
All rights reserved		Created by BANCUID Banciu	Inspected by COSTEA Costea	Standardisation MUNTEANV Muntean	Date 2019-05-13	State Final Release	
Department HCS - RO		Title DualBoot RJ45 FRNC Cat.5e red				Doc-Key / ECM-Nr. 100577971/UGD/002/C 500000151684	
HARTING Customised Solutions D-32339 Espelkamp		Type TB	Number 09488686570XXX		Rev. C	Page 1/1	